




Creating a Blog Entry

A blog is a collaborative tool that allows you to post personal reflections about the course or discuss and analyze course related materials. Each blog entry can include any combination of text, images, links, multimedia, and attachments.

There are three types of blogs: individual, group, or course blogs. An individual blog belongs only to one student, and only that student can contribute to it. Other students can still comment on the entries as the instructor allows. A group blog can be used for group projects in a group space. Only members of that particular group have access to it. In a course blog, all students can participate and contribute to the blog.

A blog icon looks like a comment bubble with lines for text. Click the title to create your entry.

**A Vision of Education** 


**A Vision of K-12 Students Today**
Duration: 4:10
User: n/a - Added: 11/28/07
[Watch Video](#)

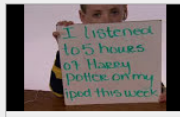
We have been learning about how technology shapes our lives and education. As future educators, it's important to look at the current state of technology and education and imagine how things will be different in even just a few years.

After clicking on the blog title, you will arrive at the blog overview. This page contains the instructions. If you have posted to the blog previously, you will find those posts listed below.

A Vision of Education


Create Blog Entry


Blog Instructions 

**A Vision of K-12 Students Today**
Duration: 4:10
User: n/a - Added: 11/28/07
[Watch Video](#)

We have been learning about how technology shapes our lives and education. As future educators, it's important to look at the current state of technology and education and imagine how things will be different in even just a few years.


View the above video, which was created in 2007. Then write a blog post discussing the changes that have occurred since then. Use your own experiences to provide details examples. Respond to whether or not you think education today is better or worse and why. Finally, also discuss what you think education will look like in the future.

Blog Details 



GRADE /10

Comments

 INDEX

You can see the type of blog and your total number of entries and comments by clicking the **Blog Details** down arrow on the right.

To add your own entry to the blog, click the **Create Blog Entry** button. Enter a title and click into the Entry Message text box and type your post. Clicking the three dots button in the text editor will expand it, giving you more options.

Create Blog Entry

Blog entries make up the content of a blog. Based on the blog settings, authors may be able to edit or delete entries. Authors can save an entry as a draft to edit or delete at a later time. [More Help](#)

★ Indicates a required field.

BLOG ENTRY INFORMATION

★ Title

Entry Message

For the toolbar, press ALT+F10 (PC) or ALT+FN+F10 (Mac).

Rich text editor toolbar with options: Bold, Italic, Underline, Paragraph, Arial, 14px, Bulleted List, Numbered List, Link, Unlink, Text Color, Background Color, Undo, Redo, Source Code, Full Screen, and others.

0 WORDS POWERED BY TINY

BLOG ENTRY FILES

Attach Files

Browse Local Files

Click **Post** to finish. Click **Cancel** to quit without saving changes.

Cancel Save Entry as Draft Post Entry

Click **Post Entry** when you have completed your blog post.


You can read your classmates' blog posts by clicking the down arrow under your name in the **Blog Details** area. Click on a classmates' name to open and read their post.


Instructors and students can enter comments on blog posts if the instructor has enabled them. To add comments, at the bottom of the blog post, click the **Comment** button.

Blog Details ▾

< Laura Jones (0) >

GRAD 10/12/ Fay Hill (1) /10

 **My Vision of Education**

Posted by  Fay Hill at Monday, October 12, 2020 1:08:24 PM

Watching this video made me realize how quickly technology changes. I was just starting out in school when this video was made. I know I spent way more time watching TV, gaming, and being on my computer than the kids in the video. On average, I'd guess I spent about 5 hours on my computer while at school since many of my classes required it. Then I would probably spend another at home doing homework. After that, I would usually be on my phone, watching TV, or playing games for at least 3 or 4 hours a night.

One of the biggest differences I noticed was that one of the kids mentioned listening to Harry Potter on his iPod. I don't know very many people who own an iPod anymore since you can put everything on your phone. I also don't think I've ever listened to a book, but I might do that if I had a long road trip and was making it on my own. Maybe I could even listen to my textbooks that way. I do listen to quite a few podcasts.

I think kids in the future will naturally use technology more because they will have grown up with it. I would guess that we'll probably become even more dependent on our phones, and their functionalities will continue to increase. As a future teacher, that might make it even more challenging to ensure students stay on task when using their phones. I think it will be nice to allow students to do more creating with technology, like the video mentioned, because I know this is something I really wanted as a student.

Comment

Comment

abc

✓

☐ Comment on Entry as Anonymous

CancelAdd

Enter a comment in the Comment field and click **Add**. You can view comments by clicking **Comments** beneath an entry.



My Vision of Education

Posted by  Fay Hill at Monday, October 12, 2020 1:08:24 PM

Watching this video made me realize how quickly technology changes. I was just starting out in school when this video was made. I know I spent way more time watching TV, gaming, and being on my computer than the kids in the video. On average, I'd guess I spent about 5 hours on my computer while at school since many of my classes required it. Then I would probably spend another at home doing homework. After that, I would usually be on my phone, watching TV, or playing games for at least 3 or 4 hours a night.

One of the biggest differences I noticed was that one of the kids mentioned listening to Harry Potter on his iPod. I don't know very many people who own an iPod anymore since you can put everything on your phone. I also don't think I've ever listened to a book, but I might do that if I had a long road trip and was making it on my own. Maybe I could even listen to my textbooks that way. I do listen to quite a few podcasts.

I think kids in the future will naturally use technology more because they will have grown up with it. I would guess that we'll probably become even more dependent on our phones, and their functionalities will continue to increase. As a future teacher, that might make it even more challenging to ensure students stay on task when using their phones. I think it will be nice to allow students to do more creating with technology, like the video mentioned, because I know this is something I really wanted as a student.

Comments: 1

Comment



Laura Jones said...

Monday, October 12, 2020 1:15:15 PM CDT

Your experience is pretty similar to mine. I think we probably grew up around the same time. My parents listen to books on long drives, so I've had some experience with that. I have two siblings, so we actually used to rotate through, each getting to pick a book of our choice.

I have a 40-minute commute to work, and some of my classes have eBooks. This has been a huge timesaver for me. I highly recommend it if you have eBooks!

Blogs created in Blackboard can only be viewed from Blackboard; they are not publicly accessible. These blogs do not support RSS, so you cannot subscribe for updates to the blog. The only way to check for a new blog entry or comments is to navigate the blog in Blackboard.